





**PL2 DUAL - Dual flush operating plate for concealed cistern**


Systems that combine efficiency and technology to deliver the best performance.

Number of buttons: 2  
Recommended for public spaces

**Colours and finishes**

How to obtain the reference number  
Replace the “.” with the desired finish code from the list below

	0 White
	1 Chrome
	2 Matt
	5 Combi

**Dimensions**

Length: 250 mm.  
Height: 160 mm.

**Compatible with**

- 890080010 DUPLO WC COMPACT - Concealed floor standing structure with compact cistern (8 cm) and dual flush (4/2 - 4.5/3 - 6/3 L). 110 ø elbow.
- 890090700 DUPLO WC FREESTANDING - Concealed free-standing structure with dual flush cistern (6/3 L)
- 890080000 DUPLO WC COMPACT - Concealed floor standing structure with compact cistern (8 cm) and dual flush (4/2 - 4.5/3 - 6/3 L). 90 ø elbow.
- 890080110 BASIC WC COMPACT - Concealed structure with compact cistern (8 cm) and dual flush (4/2 - 4.5/3 - 6/3 L). 110 ø elbow.
- 890080100 BASIC WC COMPACT - Concealed structure with compact cistern (8 cm) and dual flush (4/2 - 4.5/3 - 6/3 L). 90 ø elbow.
- 890090200 BASIC TANK - Concealed cistern with dual flush (6/3 L)
- 890090000 DUPLO WC - Concealed structure for toilet with dual flush cistern (6/3 L)
- 890080200 BASIC TANK COMPACT - Compact concealed cistern (8 cm) with dual flush (4/2 - 4.5/3 - 6/3 L)
- 890090100 BASIC WC - Concealed structure with dual flush cistern (6/3 L)

Technical drawings

